


How to borrow eBooks via the Wheelers ePlatform app

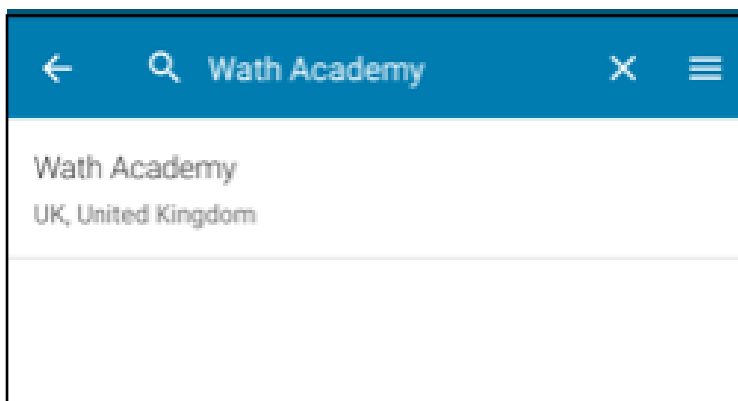
1. Download the ePlatform by Wheelers app on the Apple or Google Play Store.



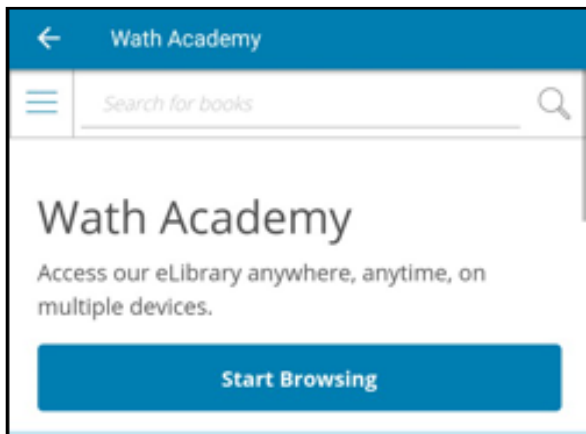
2. Open the app and tap “find your library”.



3. Type in and then select “Wath Academy”.

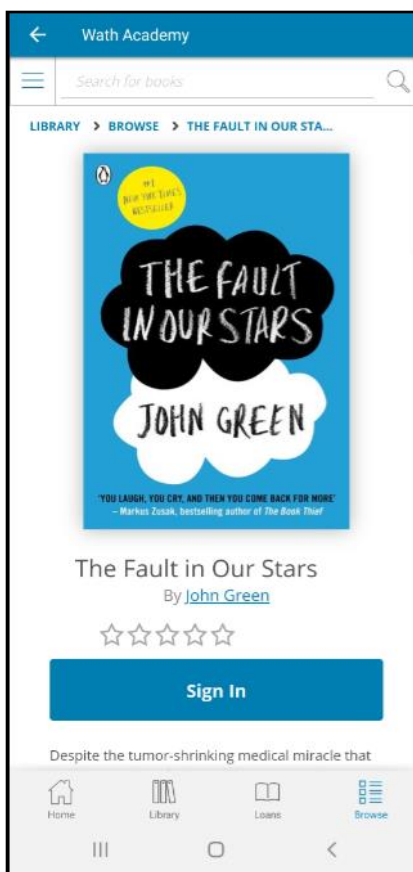


4. You can then select "start browsing", or search for specific titles using the search bar at the top.

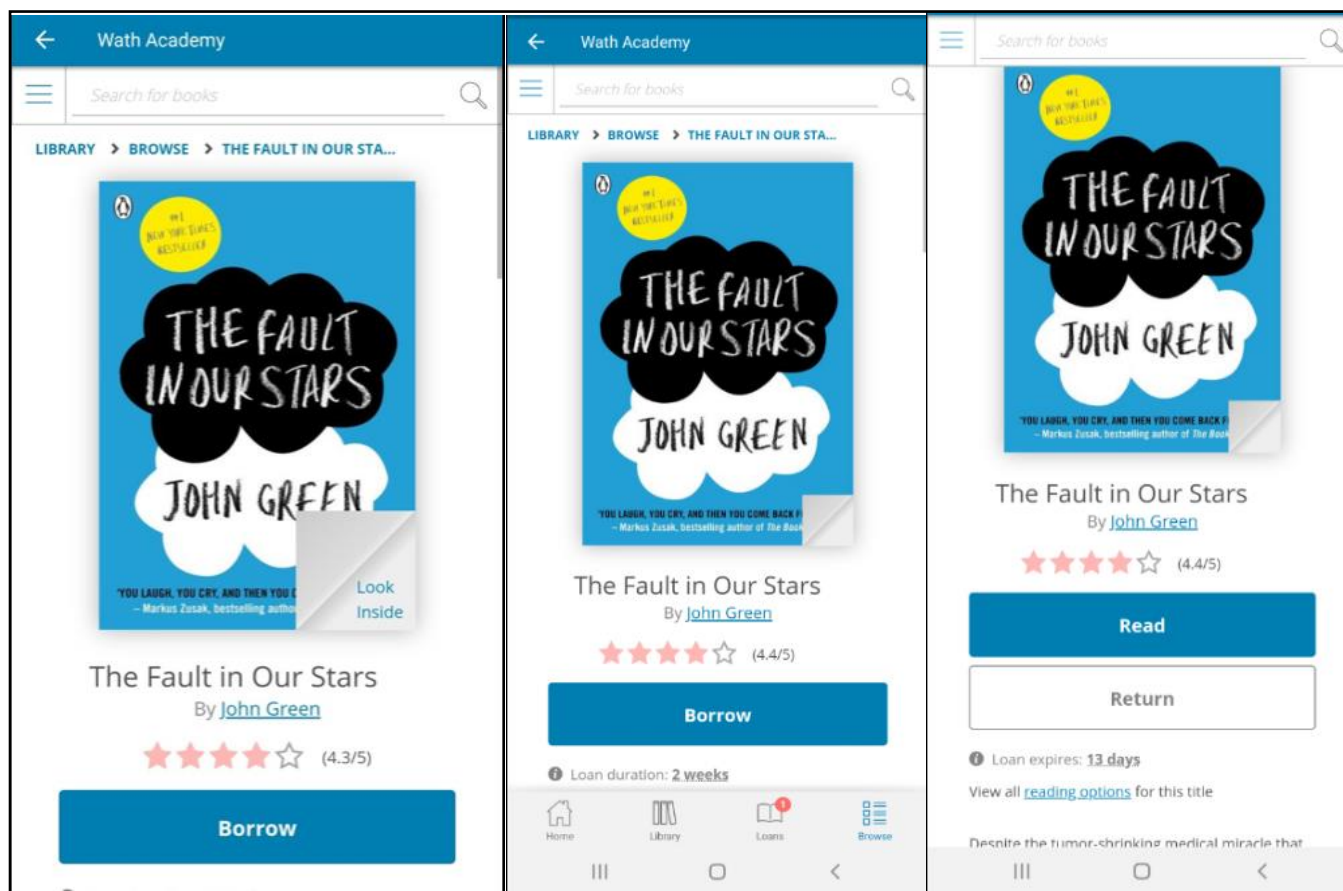


5. Tap on a book to view more information.

Tap "Sign In" – this should automatically sign you in (if it doesn't, use your usual school username and password).



6. You can then click on the bottom right corner of the book, then click “Look Inside” to preview the book. If you want to borrow it you can then click “Borrow” and download it to your device. The options will then show to read, and return the book when you have finished.



TIPS

Once you have finished a book please return it so another library member can borrow it.

The mobile apps download your eBook in the background as soon as you start reading it, so you can then read the eBook when you are offline.

Audiobooks can be downloaded in the mobile apps but you need to choose this option from the menu options.

If your loan expires before you have finished the book, you can immediately reborrow the book as long as it has not been reserved by another library member.