









Half Term 1 (6 th Sept – 22 nd October) 7 weeks	Wk1	Wk2	Wk3	Wk4	Wk5	Wk6	Wk7	October Half Term Holiday	
	RM Picture frame <i>AO1, AO2, AO3 & AO4 Contextual understanding, Development of techniques & Recording.</i> – designing and making a picture frame.								
Half Term 2 (1 st November– 17 th December) 7 weeks	Wk8	Wk9	Wk10	Wk11	Wk12	Wk13 	Wk14 LC1	Christmas Holiday	
	RM Picture frame <i>AO1, AO2, AO3 & AO4 Contextual understanding, Development of techniques & Recording.</i> – designing and making a picture frame.						Food		
Half Term 3 (4 th January – 18 th February) 7 weeks	Wk15	Wk16	Wk17	Wk18	Wk19	Wk20	Wk21	February Half Term Holiday	
	Introduction to Food Technology AO1/AO2/AO3/AO4 Using basic equipment, knife skills, using cookers.								
Half Term 4 (28 th February - 08 th April) 6 weeks	Wk22	Wk23	Wk24	Wk25	Wk26 	Wk27	Easter Holiday	<p>What does this year contribute towards? How does this year deliver the curriculum intent? What does this year contribute towards? Provides an introduction to the students of the areas of DT, Graphics and Food. The skills learned will be added to each year. How does this year deliver the curriculum intent? Gain an array of positive school memories. Develop character. Global awareness.</p> <p>Indicates a key assessment </p>	
	Introduction to Food Technology AO1/AO2/AO3/AO4 Using basic equipment, knife skills, using cookers.					Graphics Book cover.			
Half Term 5 (25 th April – 27 th May) 5 weeks	Wk28	Wk29	Wk30	Wk31	Wk32 LC2	May Half Term Holiday			
	Graphics Book cover <i>AO1, AO2 & AO3 Contextual understanding, Development of techniques & Recording</i> Graphic design project – designing and making a notebook cover.								
Half Term 6 (6 th June – 20 th July) 7 weeks	Wk33	Wk34	Wk35	Wk36	Wk37	Wk38 	Wk39		Summer Holiday
	Graphics Book cover <i>AO1, AO2 & AO3 Contextual understanding, Development of techniques & Recording</i> Graphic design project – designing and making a notebook cover.								

Half Term 1 (6 th Sept – 22 nd October) 7 weeks	Wk1	Wk2	Wk3	Wk4	Wk5	Wk6	Wk7	October Half Term Holiday	
	RM Picture frame <i>AO1, AO2, AO3 & AO4 Contextual understanding, Development of techniques & Recording.</i> – designing and making a picture frame.								
Half Term 2 (1 st November– 17 th December) 7 weeks	Wk8	Wk9	Wk10	Wk11	Wk12	Wk13 	Wk14 LC1	Christmas Holiday	
	RM Picture frame <i>AO1, AO2, AO3 & AO4 Contextual understanding, Development of techniques & Recording.</i> – designing and making a picture frame.						Food		
Half Term 3 (4 th January – 18 th February) 7 weeks	Wk15	Wk16	Wk17	Wk18	Wk19	Wk20	Wk21	February Half Term Holiday	
	Introduction to Food Technology AO1/AO2/AO3/AO4 Using basic equipment, knife skills, using cookers.								
Half Term 4 (28 th February - 08 th April) 6 weeks	Wk22	Wk23	Wk24	Wk25	Wk26 	Wk27	Easter Holiday	<p>What does this year contribute towards? How does this year deliver the curriculum intent? What does this year contribute towards? Provides an introduction to the students of the areas of DT, Graphics and Food. The skills learned will be added to each year. How does this year deliver the curriculum intent? Gain an array of positive school memories. Develop character. Global awareness.</p> <p>Indicates a key assessment </p>	
	Introduction to Food Technology AO1/AO2/AO3/AO4 Using basic equipment, knife skills, using cookers.					Graphics Book cover.			
Half Term 5 (25 th April – 27 th May) 5 weeks	Wk28	Wk29	Wk30	Wk31	Wk32 LC2	May Half Term Holiday			
	Graphics Book cover <i>AO1, AO2 & AO3 Contextual understanding, Development of techniques & Recording</i> Graphic design project – designing and making a notebook cover.								
Half Term 6 (6 th June – 20 th July) 7 weeks	Wk33	Wk34	Wk35	Wk36	Wk37	Wk38 	Wk39		Summer Holiday
	Graphics Book cover <i>AO1, AO2 & AO3 Contextual understanding, Development of techniques & Recording</i> Graphic design project – designing and making a notebook cover.								





Half Term 1 (6 th Sept – 22 nd October) 7 weeks	Wk1	Wk2	Wk3	Wk4	Wk5	Wk6	Wk7	October Half Term Holiday	
	Introduction to Food Technology AO1/AO2/AO3/AO4 Using basic equipment, knife skills, using cookers.								
Half Term 2 (1 st November-17 th December) 7 weeks	Wk8	Wk9	Wk10	Wk11	Wk12	Wk13	Wk14 LC1	Christmas Holiday	
	Introduction to Food Technology AO1/AO2/AO3/AO4 Using basic equipment, knife skills, using cookers.						Graphics Book cover		
Half Term 3 (4 th January – 18 th February) 7 weeks	Wk15	Wk16	Wk17	Wk18	Wk19	Wk20	Wk21	February Half Term Holiday	
	Graphics Book cover Graphic design project – designing and making a notebook cover.								
Half Term 4 (28 th February - 08 th April) 6 weeks	Wk22	Wk23	Wk24	Wk25	Wk26	Wk27	Easter Holiday	<div>What does this year contribute towards? How does this year deliver the curriculum intent? What does this year contribute towards? Provides an introduction to the students of the areas of DT, Graphics and Food. The skills learned will be added to each year. How does this year deliver the curriculum intent? Gain an array of positive school memories. Develop character. Global awareness.</div> <div>Indicates a key assessment </div>	
	Graphics Book cover <i>AO1, AO2 & AO3 Contextual understanding, Development of techniques & Recording</i>					RM			
Half Term 5 (25 th April – 27 th May) 5 weeks	Wk28	Wk29	Wk30	Wk31	Wk32 LC2	May Half Term Holiday			
	RM Picture frame <i>AO1, AO2, AO3 & A04 Contextual understanding, Development of techniques & Recording.</i>								
Half Term 6 (6 th June – 20 th July) 7 weeks	Wk33	Wk34	Wk35	Wk36	Wk37	Wk38	Wk39		Summer Holiday
	RM Picture frame <i>AO1, AO2, AO3 & A04 Contextual understanding, Development of techniques & Recording.</i> – designing and making a picture frame.								

Half Term 1 <div>(6th Sept – 22nd October) 7 weeks</div>	Wk1	Wk2	Wk3	Wk4	Wk5	Wk6	Wk7	October Half Term Holiday
	Graphics Book cover <i>AO1, AO2 & AO3 Contextual understanding, Development of techniques & Recording</i> Graphic design project – designing and making a notebook cover.							
Half Term 2 <div>(1st November– 17th December) 7 weeks</div>	Wk8	Wk9	Wk10	Wk11	Wk12	Wk13 <div></div>	Wk14 <div>LC1</div>	Christmas Holiday
	Graphics Book cover <i>AO1, AO2 & AO3 Contextual understanding, Development of techniques & Recording</i> Graphic design project – designing and making a notebook cover.						RM	
Half Term 3 <div>(4th January – 18th February) 7 weeks</div>	Wk15	Wk16	Wk17	Wk18	Wk19	Wk20	Wk21	February Half Term Holiday
	RM Picture frame <i>AO1, AO2, AO3 & AO4 Contextual understanding, Development of techniques & Recording.</i> – designing and making a picture frame.							
Half Term 4 <div>(28th February - 08th April) 6 weeks</div>	Wk22	Wk23	Wk24	Wk25	Wk26 <div></div>	Wk27	Easter Holiday	What does this year contribute towards? How does this year deliver the curriculum intent? What does this year contribute towards? Provides an introduction to the students of the areas of DT, Graphics and Food. The skills learned will be added to each year. How does this year deliver the curriculum intent? Gain an array of positive school memories. Develop character. Global awareness. <div>Indicates a key assessment <div></div></div>
	RM Picture frame <i>AO1, AO2, AO3 & AO4 Contextual understanding, Development of techniques & Recording.</i>					Food		
Half Term 5 <div>(25th April – 27th May) 5 weeks</div>	Wk28	Wk29	Wk30	Wk31	Wk32 <div>LC2</div>	May Half Term Holiday		
	Introduction to Food Technology AO1/AO2/AO3/AO4 Using basic equipment, knife skills, using cookers.							
Half Term 6 <div>(6th June – 20th July) 7 weeks</div>	Wk33	Wk34	Wk35	Wk36	Wk37	Wk38 <div></div>	Wk39	Summer Holiday
	Introduction to Food Technology AO1/AO2/AO3/AO4 Using basic equipment, knife skills, using cookers.							





Half Term 1 (6 th Sept – 22 nd October) 7 weeks	Wk1	Wk2	Wk3	Wk4	Wk5	Wk6	Wk7	October Half Term Holiday
	Graphics Book cover <i>AO1, AO2 & AO3 Contextual understanding, Development of techniques & Recording</i> Graphic design project – designing and making a notebook cover.							
Half Term 2 (1 st November- 17 th December) 7 weeks	Wk8	Wk9	Wk10	Wk11	Wk12	Wk13 ●	Wk14 LC1	Christmas Holiday
	Graphics Book cover <i>AO1, AO2 & AO3 Contextual understanding, Development of techniques & Recording</i> Graphic design project – designing and making a notebook cover.						RM	
Half Term 3 (4 th January – 18 th February) 7 weeks	Wk15	Wk16	Wk17	Wk18	Wk19	Wk20	Wk21	February Half Term Holiday
	RM Picture frame <i>AO1, AO2, AO3 & AO4 Contextual understanding, Development of techniques & Recording.</i> – designing and making a picture frame.							
Half Term 4 (28 th February - 08 th April) 6 weeks	Wk22	Wk23	Wk24	Wk25	Wk26 ●	Wk27	Easter Holiday	What does this year contribute towards? How does this year deliver the curriculum intent? What does this year contribute towards? Provides an introduction to the students of the areas of DT, Graphics and Food. The skills learned will be added to each year. How does this year deliver the curriculum intent? Gain an array of positive school memories. Develop character. Global awareness. Indicates a key assessment ●
	RM Picture frame <i>AO1, AO2, AO3 & AO4 Contextual understanding, Development of techniques & Recording.</i>					Food		
Half Term 5 (25 th April – 27 th May) 5 weeks	Wk28	Wk29	Wk30	Wk31	Wk32 LC2	May Half Term Holiday		
	Introduction to Food Technology AO1/AO2/AO3/AO4 Using basic equipment, knife skills, using cookers.							
Half Term 6 (6 th June – 20 th July) 7 weeks	Wk33	Wk34	Wk35	Wk36	Wk37	Wk38 ●	Wk39	Summer Holiday
	Introduction to Food Technology AO1/AO2/AO3/AO4 Using basic equipment, knife skills, using cookers.							

Half Term 1 (6 th Sept – 22 nd October) 7 weeks	Wk1	Wk2	Wk3	Wk4	Wk5	Wk6	Wk7	October Half Term Holiday
	RM Picture frame <i>AO1, AO2, AO3 & AO4 Contextual understanding, Development of techniques & Recording.</i> – designing and making a picture frame.							
Half Term 2 (1 st November– 17 th December) 7 weeks	Wk8	Wk9	Wk10	Wk11	Wk12	Wk13 ●	Wk14 LC1	Christmas Holiday
	RM Picture frame <i>AO1, AO2, AO3 & AO4 Contextual understanding, Development of techniques & Recording.</i> – designing and making a picture frame.						Food	
Half Term 3 (4 th January – 18 th February) 7 weeks	Wk15	Wk16	Wk17	Wk18	Wk19	Wk20	Wk21	February Half Term Holiday
	Introduction to Food Technology AO1/AO2/AO3/AO4 Using basic equipment, knife skills, using cookers.							
Half Term 4 (28 th February - 08 th April) 6 weeks	Wk22	Wk23	Wk24	Wk25	Wk26 ●	Wk27	Easter Holiday	What does this year contribute towards? How does this year deliver the curriculum intent? What does this year contribute towards? Provides an introduction to the students of the areas of DT, Graphics and Food. The skills learned will be added to each year. How does this year deliver the curriculum intent? Gain an array of positive school memories. Develop character. Global awareness.
	Introduction to Food Technology AO1/AO2/AO3/AO4 Using basic equipment, knife skills, using cookers.				Graphics Book cover.			
Half Term 5 (25 th April – 27 th May) 5 weeks	Wk28	Wk29	Wk30	Wk31	Wk32 LC2	May Half Term Holiday		Indicates a key assessment ●
	Graphics Book cover <i>AO1, AO2 & AO3 Contextual understanding, Development of techniques & Recording</i> Graphic design project – designing and making a notebook cover.							
Half Term 6 (6 th June – 20 th July) 7 weeks	Wk33	Wk34	Wk35	Wk36	Wk37	Wk38 ●	Wk39	Summer Holiday
	Graphics Book cover <i>AO1, AO2 & AO3 Contextual understanding, Development of techniques & Recording</i> Graphic design project – designing and making a notebook cover.							

Half Term 1 (6 th Sept – 22 nd October) 7 weeks	Wk1	Wk2	Wk3	Wk4	Wk5	Wk6	Wk7	October Half Term Holiday
	RM Picture frame <i>AO1, AO2, AO3 & AO4 Contextual understanding, Development of techniques & Recording.</i> – designing and making a picture frame.							
Half Term 2 (1 st November- 17 th December) 7 weeks	Wk8	Wk9	Wk10	Wk11	Wk12	Wk13	Wk14 <i>LC1</i>	Christmas Holiday
	RM Picture frame <i>AO1, AO2, AO3 & AO4 Contextual understanding, Development of techniques & Recording.</i> – designing and making a picture frame.						Food	
Half Term 3 (4 th January – 18 th February) 7 weeks	Wk15	Wk16	Wk17	Wk18	Wk19	Wk20	Wk21	February Half Term Holiday
	Introduction to Food Technology <i>AO1/AO2/AO3/AO4</i> Using basic equipment, knife skills, using cookers.							
Half Term 4 (28 th February - 08 th April) 6 weeks	Wk22	Wk23	Wk24	Wk25	Wk26	Wk27	Easter Holiday	What does this year contribute towards? How does this year deliver the curriculum intent? What does this year contribute towards? Provides an introduction to the students of the areas of DT, Graphics and Food. The skills learned will be added to each year. How does this year deliver the curriculum intent? Gain an array of positive school memories. Develop character. Global awareness. Indicates a key assessment
	Introduction to Food Technology <i>AO1/AO2/AO3/AO4</i> Using basic equipment, knife skills, using cookers.					Graphics Book cover.		
Half Term 5 (25 th April – 27 th May) 5 weeks	Wk28	Wk29	Wk30	Wk31	Wk32 <i>LC2</i>	May Half Term Holiday		
	Graphics Book cover <i>AO1, AO2 & AO3 Contextual understanding, Development of techniques & Recording</i> Graphic design project – designing and making a notebook cover.							
Half Term 6 (6 th June – 20 th July) 7 weeks	Wk33	Wk34	Wk35	Wk36	Wk37	Wk38	Wk39	Summer Holiday
	Graphics Book cover <i>AO1, AO2 & AO3 Contextual understanding, Development of techniques & Recording</i> Graphic design project – designing and making a notebook cover.							





Half Term 1 (6 th Sept – 22 nd October) 7 weeks	Wk1	Wk2	Wk3	Wk4	Wk5	Wk6	Wk7	October Half Term Holiday	
	Introduction to Food Technology AO1/AO2/AO3/AO4 Using basic equipment, knife skills, using cookers.								
Half Term 2 (1 st November- 17 th December) 7 weeks	Wk8	Wk9	Wk10	Wk11	Wk12	Wk13 	Wk14 LC1	Christmas Holiday	
	Introduction to Food Technology AO1/AO2/AO3/AO4 Using basic equipment, knife skills, using cookers.						Graphics Book cover		
Half Term 3 (4 th January – 18 th February) 7 weeks	Wk15	Wk16	Wk17	Wk18	Wk19	Wk20	Wk21	February Half Term Holiday	
	Graphics Book cover Graphic design project – designing and making a notebook cover.								
Half Term 4 (28 th February - 08 th April) 6 weeks	Wk22	Wk23	Wk24	Wk25	Wk26 	Wk27	Easter Holiday	<div>What does this year contribute towards? How does this year deliver the curriculum intent? What does this year contribute towards? Provides an introduction to the students of the areas of DT, Graphics and Food. The skills learned will be added to each year. How does this year deliver the curriculum intent? Gain an array of positive school memories. Develop character. Global awareness.</div> <div>Indicates a key assessment </div>	
	Graphics Book cover <i>AO1, AO2 & AO3 Contextual understanding, Development of techniques & Recording</i>								
Half Term 5 (25 th April – 27 th May) 5 weeks	Wk28	Wk29	Wk30	Wk31	Wk32 LC2	May Half Term Holiday			
	RM Picture frame <i>AO1, AO2, AO3 & AO4 Contextual understanding, Development of techniques & Recording.</i>								
Half Term 6 (6 th June – 20 th July) 7 weeks	Wk33	Wk34	Wk35	Wk36	Wk37	Wk38 	Wk39		Summer Holiday
	RM Picture frame <i>AO1, AO2, AO3 & AO4 Contextual understanding, Development of techniques & Recording.</i> – designing and making a picture frame.								

Half Term 1 (6 th Sept – 22 nd October) 7 weeks	Wk1	Wk2	Wk3	Wk4	Wk5	Wk6	Wk7	October Half Term Holiday	
	Introduction to Food Technology AO1/AO2/AO3/AO4 Using basic equipment, knife skills, using cookers.								
Half Term 2 (1 st November- 17 th December) 7 weeks	Wk8	Wk9	Wk10	Wk11	Wk12	Wk13 ●	Wk14 LC1	Christmas Holiday	
	Introduction to Food Technology AO1/AO2/AO3/AO4 Using basic equipment, knife skills, using cookers.						Graphics Book cover		
Half Term 3 (4 th January – 18 th February) 7 weeks	Wk15	Wk16	Wk17	Wk18	Wk19	Wk20	Wk21	February Half Term Holiday	
	Graphics Book cover Graphic design project – designing and making a notebook cover.								
Half Term 4 (28 th February - 08 th April) 6 weeks	Wk22	Wk23	Wk24	Wk25	Wk26 ●	Wk27	Easter Holiday	What does this year contribute towards? How does this year deliver the curriculum intent? What does this year contribute towards? Provides an introduction to the students of the areas of DT, Graphics and Food. The skills learned will be added to each year. How does this year deliver the curriculum intent? Gain an array of positive school memories. Develop character. Global awareness. Indicates a key assessment ●	
	Graphics Book cover AO1, AO2 & AO3 Contextual understanding, Development of techniques & Recording								
Half Term 5 (25 th April – 27 th May) 5 weeks	Wk28	Wk29	Wk30	Wk31	Wk32 LC2	May Half Term Holiday			
	RM Picture frame AO1, AO2, AO3 & AO4 Contextual understanding, Development of techniques & Recording.								
Half Term 6 (6 th June – 20 th July) 7 weeks	Wk33	Wk34	Wk35	Wk36	Wk37	Wk38 ●	Wk39		Summer Holiday
	RM Picture frame AO1, AO2, AO3 & AO4 Contextual understanding, Development of techniques & Recording. – designing and making a picture frame.								

Half Term 1 (6 th Sept – 22 nd October) 7 weeks	Wk1	Wk2	Wk3	Wk4	Wk5	Wk6	Wk7	October Half Term Holiday
	RM Picture frame <i>AO1, AO2, AO3 & AO4 Contextual understanding, Development of techniques & Recording.</i> – designing and making a picture frame.							
Half Term 2 (1 st November- 17 th December) 7 weeks	Wk8	Wk9	Wk10	Wk11	Wk12	Wk13 	Wk14 LC1	Christmas Holiday
	RM Picture frame <i>AO1, AO2, AO3 & AO4 Contextual understanding, Development of techniques & Recording.</i> – designing and making a picture frame.						Food	
Half Term 3 (4 th January – 18 th February) 7 weeks	Wk15	Wk16	Wk17	Wk18	Wk19	Wk20	Wk21	February Half Term Holiday
	Introduction to Food Technology AO1/AO2/AO3/AO4 Using basic equipment, knife skills, using cookers.							
Half Term 4 (28 th February - 08 th April) 6 weeks	Wk22	Wk23	Wk24	Wk25	Wk26 	Wk27	Easter Holiday	<p>What does this year contribute towards? How does this year deliver the curriculum intent? What does this year contribute towards? Provides an introduction to the students of the areas of DT, Graphics and Food. The skills learned will be added to each year. How does this year deliver the curriculum intent? Gain an array of positive school memories. Develop character. Global awareness.</p> <p>Indicates a key assessment </p>
	Introduction to Food Technology AO1/AO2/AO3/AO4 Using basic equipment, knife skills, using cookers.					Graphics Book cover.		
Half Term 5 (25 th April – 27 th May) 5 weeks	Wk28	Wk29	Wk30	Wk31	Wk32 LC2	May Half Term Holiday		
	Graphics Book cover <i>AO1, AO2 & AO3 Contextual understanding, Development of techniques & Recording</i> Graphic design project – designing and making a notebook cover.							
Half Term 6 (6 th June – 20 th July) 7 weeks	Wk33	Wk34	Wk35	Wk36	Wk37	Wk38 	Wk39	
	Graphics Book cover <i>AO1, AO2 & AO3 Contextual understanding, Development of techniques & Recording</i> Graphic design project – designing and making a notebook cover.							

Half Term 1 (6 th Sept – 22 nd October) 7 weeks	Wk1	Wk2	Wk3	Wk4	Wk5	Wk6	Wk7	October Half Term Holiday	
	Graphics Book cover <i>AO1, AO2 & AO3 Contextual understanding, Development of techniques & Recording</i> Graphic design project – designing and making a notebook cover.								
Half Term 2 (1 st November- 17 th December) 7 weeks	Wk8	Wk9	Wk10	Wk11	Wk12	Wk13	Wk14 LC1	Christmas Holiday	
	Graphics Book cover <i>AO1, AO2 & AO3 Contextual understanding, Development of techniques & Recording</i> Graphic design project – designing and making a notebook cover.						RM		
Half Term 3 (4 th January – 18 th February) 7 weeks	Wk15	Wk16	Wk17	Wk18	Wk19	Wk20	Wk21	February Half Term Holiday	
	RM Picture frame <i>AO1, AO2, AO3 & AO4 Contextual understanding, Development of techniques & Recording.</i> – designing and making a picture frame.								
Half Term 4 (28 th February - 08 th April) 6 weeks	Wk22	Wk23	Wk24	Wk25	Wk26	Wk27	Easter Holiday	<div>What does this year contribute towards? How does this year deliver the curriculum intent? What does this year contribute towards? Provides an introduction to the students of the areas of DT, Graphics and Food. The skills learned will be added to each year. How does this year deliver the curriculum intent? Gain an array of positive school memories. Develop character. Global awareness.</div> <div>Indicates a key assessment </div>	
	RM Picture frame <i>AO1, AO2, AO3 & AO4 Contextual understanding, Development of techniques & Recording.</i>					Food T			
Half Term 5 (25 th April – 27 th May) 5 weeks	Wk28	Wk29	Wk30	Wk31	Wk32 LC2	May Half Term Holiday			
	Introduction to Food Technology AO1/AO2/AO3/AO4 Using basic equipment, knife skills, using cookers.								
Half Term 6 (6 th June – 20 th July) 7 weeks	Wk33	Wk34	Wk35	Wk36	Wk37	Wk38	Wk39		Summer Holiday
	Introduction to Food Technology AO1/AO2/AO3/AO4 Using basic equipment, knife skills, using cookers.								

Half Term 1 (6 th Sept – 22 nd October) 7 weeks	Wk1	Wk2	Wk3	Wk4	Wk5	Wk6	Wk7	October Half Term Holiday	
	RM Picture frame <i>AO1, AO2, AO3 & AO4 Contextual understanding, Development of techniques & Recording.</i> – designing and making a picture frame.								
Half Term 2 (1 st November- 17 th December) 7 weeks	Wk8	Wk9	Wk10	Wk11	Wk12	Wk13	Wk14 <i>LC1</i>	Christmas Holiday	
	RM Picture frame <i>AO1, AO2, AO3 & AO4 Contextual understanding, Development of techniques & Recording.</i> – designing and making a picture frame.						Food		
Half Term 3 (4 th January – 18 th February) 7 weeks	Wk15	Wk16	Wk17	Wk18	Wk19	Wk20	Wk21	February Half Term Holiday	
	Introduction to Food Technology <i>AO1/AO2/AO3/AO4</i> Using basic equipment, knife skills, using cookers.								
Half Term 4 (28 th February - 08 th April) 6 weeks	Wk22	Wk23	Wk24	Wk25	Wk26	Wk27	Easter Holiday	What does this year contribute towards? How does this year deliver the curriculum intent? What does this year contribute towards? Provides an introduction to the students of the areas of DT, Graphics and Food. The skills learned will be added to each year. How does this year deliver the curriculum intent? Gain an array of positive school memories. Develop character. Global awareness. Indicates a key assessment	
	Introduction to Food Technology <i>AO1/AO2/AO3/AO4</i> Using basic equipment, knife skills, using cookers.					Graphics Book cover.			
Half Term 5 (25 th April – 27 th May) 5 weeks	Wk28	Wk29	Wk30	Wk31	Wk32 <i>LC2</i>	May Half Term Holiday			
	Graphics Book cover <i>AO1, AO2 & AO3 Contextual understanding, Development of techniques & Recording</i> Graphic design project – designing and making a notebook cover.								
Half Term 6 (6 th June – 20 th July) 7 weeks	Wk33	Wk34	Wk35	Wk36	Wk37	Wk38	Wk39		Summer Holiday
	Graphics Book cover <i>AO1, AO2 & AO3 Contextual understanding, Development of techniques & Recording</i> Graphic design project – designing and making a notebook cover.								

Half Term 1 (6 th Sept – 22 nd October) 7 weeks	Wk1	Wk2	Wk3	Wk4	Wk5	Wk6	Wk7	October Half Term Holiday
	Introduction to Food Technology AO1/AO2/AO3/AO4 Using basic equipment, knife skills, using cookers.							
Half Term 2 (1 st November- 17 th December) 7 weeks	Wk8	Wk9	Wk10	Wk11	Wk12	Wk13 	Wk14 LC1	Christmas Holiday
	Introduction to Food Technology AO1/AO2/AO3/AO4 Using basic equipment, knife skills, using cookers.						RM Picture frame.	
Half Term 3 (4 th January – 18 th February) 7 weeks	Wk15	Wk16	Wk17	Wk18	Wk19	Wk20	Wk21	February Half Term Holiday
	RM Picture frame <i>AO1, AO2, AO3 & AO4 Contextual understanding, Development of techniques & Recording.</i> – designing and making a picture frame.							
Half Term 4 (28 th February - 08 th April) 6 weeks	Wk22	Wk23	Wk24	Wk25	Wk26 	Wk27	Easter Holiday	What does this year contribute towards? How does this year deliver the curriculum intent? What does this year contribute towards? Provides an introduction to the students of the areas of DT, Graphics and Food. The skills learned will be added to each year. How does this year deliver the curriculum intent? Gain an array of positive school memories. Develop character. Global awareness. Indicates a key assessment 
	RM Picture frame <i>AO1, AO2, AO3 & AO4 Contextual understanding, Development of techniques & Recording.</i>				Graphics			
Half Term 5 (25 th April – 27 th May) 5 weeks	Wk28	Wk29	Wk30	Wk31	Wk32 LC2	May Half Term Holiday		
	Graphics Book cover <i>AO1, AO2 & AO3 Contextual understanding, Development of techniques & Recording</i> Graphic design project – designing and making a notebook cover.							
Half Term 6 (6 th June – 20 th July) 7 weeks	Wk33	Wk34	Wk35	Wk36	Wk37	Wk38 	Wk39	Summer Holiday
	Graphics Book cover <i>AO1, AO2 & AO3 Contextual understanding, Development of techniques & Recording</i> Graphic design project – designing and making a notebook cover.							

Half Term 1 (6 th Sept – 22 nd October) 7 weeks	Wk1	Wk2	Wk3	Wk4	Wk5	Wk6	Wk7	October Half Term Holiday	
	RM Picture frame <i>AO1, AO2, AO3 & AO4 Contextual understanding, Development of techniques & Recording.</i> – designing and making a picture frame.								
Half Term 2 (1 st November- 17 th December) 7 weeks	Wk8	Wk9	Wk10	Wk11	Wk12	Wk13 ●	Wk14 LC1	Christmas Holiday	
	RM Picture frame <i>AO1, AO2, AO3 & AO4 Contextual understanding, Development of techniques & Recording.</i> – designing and making a picture frame.						Food		
Half Term 3 (4 th January – 18 th February) 7 weeks	Wk15	Wk16	Wk17	Wk18	Wk19	Wk20	Wk21	February Half Term Holiday	
	Introduction to Food Technology AO1/AO2/AO3/AO4 Using basic equipment, knife skills, using cookers.								
Half Term 4 (28 th February - 08 th April) 6 weeks	Wk22	Wk23	Wk24	Wk25	Wk26 ●	Wk27	Easter Holiday	<p>What does this year contribute towards? How does this year deliver the curriculum intent? What does this year contribute towards? Provides an introduction to the students of the areas of DT, Graphics and Food. The skills learned will be added to each year. How does this year deliver the curriculum intent? Gain an array of positive school memories. Develop character. Global awareness.</p> <p>Indicates a key assessment ●</p>	
	Introduction to Food Technology AO1/AO2/AO3/AO4 Using basic equipment, knife skills, using cookers.					Graphics Book cover.			
Half Term 5 (25 th April – 27 th May) 5 weeks	Wk28	Wk29	Wk30	Wk31	Wk32 LC2	May Half Term Holiday			
	Graphics Book cover <i>AO1, AO2 & AO3 Contextual understanding, Development of techniques & Recording</i> Graphic design project – designing and making a notebook cover.								
Half Term 6 (6 th June – 20 th July) 7 weeks	Wk33	Wk34	Wk35	Wk36	Wk37	Wk38 ●	Wk39		Summer Holiday
	Graphics Book cover <i>AO1, AO2 & AO3 Contextual understanding, Development of techniques & Recording</i> Graphic design project – designing and making a notebook cover.								

Half Term 1 (6 th Sept – 22 nd October) 7 weeks	Wk1	Wk2	Wk3	Wk4	Wk5	Wk6	Wk7	October Half Term Holiday	
	RM Picture frame <i>AO1, AO2, AO3 & AO4 Contextual understanding, Development of techniques & Recording.</i> – designing and making a picture frame.								
Half Term 2 (1 st November- 17 th December) 7 weeks	Wk8	Wk9	Wk10	Wk11	Wk12	Wk13 ●	Wk14 LC1	Christmas Holiday	
	RM Picture frame <i>AO1, AO2, AO3 & AO4 Contextual understanding, Development of techniques & Recording.</i> – designing and making a picture frame.						Graphics		
Half Term 3 (4 th January – 18 th February) 7 weeks	Wk15	Wk16	Wk17	Wk18	Wk19	Wk20	Wk21	February Half Term Holiday	
	Graphics Book cover <i>AO1, AO2 & AO3 Contextual understanding, Development of techniques & Recording</i> Graphic design project – designing and making a notebook cover.								
Half Term 4 (28 th February - 08 th April) 6 weeks	Wk22	Wk23	Wk24	Wk25	Wk26 ●	Wk27	Easter Holiday	<p>What does this year contribute towards? How does this year deliver the curriculum intent? What does this year contribute towards? Provides an introduction to the students of the areas of DT, Graphics and Food. The skills learned will be added to each year. How does this year deliver the curriculum intent? Gain an array of positive school memories. Develop character. Global awareness.</p> <p>Indicates a key assessment ●</p>	
	Graphics Book cover Graphic design project					F T			
Half Term 5 (25 th April – 27 th May) 5 weeks	Wk28	Wk29	Wk30	Wk31	Wk32 LC2	May Half Term Holiday			
	Introduction to Food Technology AO1/AO2/AO3/AO4 Using basic equipment, knife skills, using cookers.								
Half Term 6 (6 th June – 20 th July) 7 weeks	Wk33	Wk34	Wk35	Wk36	Wk37	Wk38 ●	Wk39		Summer Holiday
	Introduction to Food Technology AO1/AO2/AO3/AO4 Using basic equipment, knife skills, using cookers.								

Half Term 1 (6 th Sept – 22 nd October) 7 weeks	Wk1	Wk2	Wk3	Wk4	Wk5	Wk6	Wk7	October Half Term Holiday
	Graphics Book cover <i>AO1, AO2 & AO3 Contextual understanding, Development of techniques & Recording</i> Graphic design project – designing and making a notebook cover.							
Half Term 2 (1 st November– 17 th December) 7 weeks	Wk8	Wk9	Wk10	Wk11	Wk12	Wk13	Wk14	Christmas Holiday
	Graphics Book cover <i>AO1, AO2 & AO3 Contextual understanding, Development of techniques & Recording</i> Graphic design project – designing and making a notebook cover.						Food T	
Half Term 3 (4 th January – 18 th February) 7 weeks	Wk15	Wk16	Wk17	Wk18	Wk19	Wk20	Wk21	February Half Term Holiday
	Introduction to Food Technology <i>AO1/AO2/AO3/AO4</i> Using basic equipment, knife skills, using cookers.							
Half Term 4 (28 th February - 08 th April) 6 weeks	Wk22	Wk23	Wk24	Wk25	Wk26	Wk27	Easter Holiday	What does this year contribute towards? How does this year deliver the curriculum intent? What does this year contribute towards? Provides an introduction to the students of the areas of DT, Graphics and Food. The skills learned will be added to each year. How does this year deliver the curriculum intent? Gain an array of positive school memories. Develop character. Global awareness.
	Introduction to Food Technology <i>AO1/AO2/AO3/AO4</i> Using basic equipment, knife skills, using cookers.					RM		
Half Term 5 (25 th April – 27 th May) 5 weeks	Wk28	Wk29	Wk30	Wk31	Wk32	May Half Term Holiday		Indicates a key assessment
	RM Picture frame <i>AO1, AO2, AO3 & A04 Contextual understanding, Development of techniques & Recording.</i>							
Half Term 6 (6 th June – 20 th July) 7 weeks	Wk33	Wk34	Wk35	Wk36	Wk37	Wk38	Wk39	Summer Holiday
	RM Picture frame <i>AO1, AO2, AO3 & A04 Contextual understanding, Development of techniques & Recording.</i> – designing and making a picture frame.							

Year: 8A Dt1 CHU RCO WTU

Subject: Design Technology

Half Term 1 (6 th Sept – 22 nd October) 7 weeks	Wk1	Wk2	Wk3	Wk4	Wk5	Wk6	Wk7	October Half Term Holiday	
	Graphics - Artist Response Magdiel Lopez. <i>AO1, AO2 & AO3 Contextual understanding, Development of techniques & Recording</i>								
Half Term 2 (1 st November-17 th December) 7 weeks	Wk8	Wk9	Wk10	Wk11	Wk12	<div>●</div> Wk13 LC1	Wk14	Christmas Holiday	
	Graphics - Artist Response Magdiel Lopez. <i>AO1, AO2 & AO3 Contextual understanding, Development of techniques & Recording</i>						Food		
Half Term 3 (4 th January – 18 th February) 7 weeks	Wk15	Wk16	Wk17	Wk18	Wk19	Wk20	Wk21	February Half Term Holiday	
	Healthy Eating Cooking for a Family AO1/AO2/AO3/AO4								
Half Term 4 (28 th February - 08 th April) 6 weeks	Wk22	Wk23	Wk24	Wk25	Wk26 <div>●</div>	Wk27	Easter Holiday	What does this year contribute towards? How does this year deliver the curriculum intent? The students skills and techniques will be further developed. They will also be introduced to a new range of techniques. How does this year deliver the curriculum intent? Gain an array of positive school memories. Develop character. Indicates a key assessment <div>●</div>	
	Healthy Eating Cooking for a Family AO1/AO2/AO3/AO4					RM Storage			
Half Term 5 (25 th April – 27 th May) 5 weeks	Wk28	Wk29	Wk30	Wk31 LC2	Wk32	May Half Term Holiday			
	RM Storage Project <i>AO1, AO2, AO3 & AO4 Contextual understanding, Development of techniques.</i>								
Half Term 6 (6 th June – 20 th July) 7 weeks	Wk33	Wk34	Wk35	Wk36	Wk37	Wk38 <div>●</div>	Wk39		Summer Holiday
	RM Storage Project <i>AO1, AO2, AO3 & AO4 Contextual understanding, Development of techniques & Recording, Realising intentions, Technical Knowledge.</i> Students learn how to use hand tools and equipment to manufacture their design.								

Year: 8A Dt2 RCO WTU CHU

Subject: Design Technology

Half Term 1 (6 th Sept – 22 nd October) 7 weeks	Wk1	Wk2	Wk3	Wk4	Wk5	Wk6	Wk7	October Half Term Holiday	
	Healthy Eating Cooking for a Family AO1/AO2/AO3/AO4								
Half Term 2 (1 st November-17 th December) 7 weeks	Wk8	Wk9	Wk10	Wk11	Wk12	<div>●</div> Wk13 LC1	Wk14	Christmas Holiday	
	Healthy Eating Cooking for a Family AO1/AO2/AO3/AO4						RM Storage		
Half Term 3 (4 th January – 18 th February) 7 weeks	Wk15	Wk16	Wk17	Wk18	Wk19	Wk20	Wk21	February Half Term Holiday	
	RM Storage Project AO1, AO2, AO3 & AO4 Contextual understanding, Development of techniques. Students design and make an inspired storage product.								
Half Term 4 (28 th February - 08 th April) 6 weeks	Wk22	Wk23	Wk24	Wk25	Wk26 <div>●</div>	Wk27	Easter Holiday	<div>What does this year contribute towards? How does this year deliver the curriculum intent? The students skills and techniques will be further developed. They will also be introduced to a new range of techniques. How does this year deliver the curriculum intent? Gain an array of positive school memories. Develop character.</div> <div>Indicates a key assessment <div>●</div></div>	
	RM Storage Project AO1, AO2, AO3 & AO4 Contextual understanding, Development of techniques. Students design and make an inspired storage product.					Graphics			
Half Term 5 (25 th April – 27 th May) 5 weeks	Wk28	Wk29	Wk30	Wk31 LC2	Wk32	May			
	Graphics - Artist Response Magdiel Lopez. AO1, AO2 & AO3 Contextual understanding, Development of techniques & Recording								
Half Term 6 (6 th June – 20 th July) 7 weeks	Wk33	Wk34	Wk35	Wk36	Wk37	Wk38 <div>●</div>	Wk39		Summer Holiday
	Graphics - Artist Response Magdiel Lopez. AO1, AO2 & AO3 Contextual understanding, Development of techniques & Recording								

Year: 8A Dt3 WTU CHU RCO

Subject: Design Technology

Half Term 1 <div>(6th Sept – 22nd October) 7 weeks</div>	Wk1	Wk2	Wk3	Wk4	Wk5	Wk6	Wk7	October Half Term Holiday	
	RM Storage Project A01, A02, A03 & A04 Contextual understanding, Development of techniques & Recording, Realising intentions, Technical Knowledge. Students learn how to use hand tools and equipment to manufacture their design.								
Half Term 2 <div>(1st November- 17th December) 7 weeks</div>	Wk8	Wk9	Wk10	Wk11	Wk12	<div>●</div> Wk13 LC1	Wk14	Christmas Holiday	
	RM Storage Project A01, A02, A03 & A04 Contextual understanding, Development of techniques. Students design and make an inspired storage product.						Graphics		
Half Term 3 <div>(4th January – 18th February) 7 weeks</div>	Wk15	Wk16	Wk17	Wk18	Wk19	Wk20	Wk21	February Half Term Holiday	
	Graphics - Artist Response Magdiel Lopez. A01, A02 & A03 Contextual understanding, Development of techniques & Recording								
Half Term 4 <div>(28th February - 08th April) 6 weeks</div>	Wk22	Wk23	Wk24	Wk25	Wk26 <div>●</div>	Wk27	Easter Holiday	What does this year contribute towards? How does this year deliver the curriculum intent? The students skills and techniques will be further developed. They will also be introduced to a new range of techniques. How does this year deliver the curriculum intent? Gain an array of positive school memories. Develop character. Indicates a key assessment <div>●</div>	
	Graphics - Artist Response Magdiel Lopez. A01, A02 & A03 Contextual understanding, Development of techniques & Recording					Food			
Half Term 5 <div>(25th April – 27th May) 5 weeks</div>	Wk28	Wk29	Wk30	Wk31 LC2	Wk32	May Half Term Holiday			
	Healthy Eating Cooking for a Family AO1/AO2/AO3/AO4								
Half Term 6 <div>(6th June – 20th July) 7 weeks</div>	Wk33	Wk34	Wk35	Wk36	Wk37	Wk38 <div>●</div>	Wk39		Summer Holiday
	Healthy Eating Cooking for a Family AO1/AO2/AO3/AO4								

Half Term 1 <div>(6th Sept – 22nd October) 7 weeks</div>	Wk1	Wk2	Wk3	Wk4	Wk5	Wk6	Wk7	October Half Term Holiday
	Graphics - Artist Response Magdiel Lopez. <i>AO1, AO2 & AO3 Contextual understanding, Development of techniques & Recording</i>							
Half Term 2 <div>(1st November- 17th December) 7 weeks</div>	Wk8	Wk9	Wk10	Wk11	Wk12	<div>●</div> Wk13 <div>LC1</div>	Wk14	Christmas Holiday
	Graphics - Artist Response Magdiel Lopez. <i>AO1, AO2 & AO3 Contextual understanding, Development of techniques & Recording</i>						<div>RM Storage</div>	
Half Term 3 <div>(4th January – 18th February) 7 weeks</div>	Wk15	Wk16	Wk17	Wk18	Wk19	Wk20	Wk21	February Half Term Holiday
	<div>RM Storage Project</div> <i>AO1, AO2, AO3 & AO4 Contextual understanding, Development of techniques & Recording, Realising intentions, Technical Knowledge.</i> Students learn how to use hand tools and equipment to manufacture their design.							
Half Term 4 <div>(28th February - 08th April) 6 weeks</div>	Wk22	Wk23	Wk24	Wk25	Wk26 <div>●</div>	Wk27	Easter Holiday	What does this year contribute towards? How does this year deliver the curriculum intent? The students skills and techniques will be further developed. They will also be introduced to a new range of techniques. How does this year deliver the curriculum intent? Gain an array of positive school memories. Develop character. <div>Indicates a key assessment</div> <div>●</div>
	<div>RM Storage Project</div> <i>AO1, AO2, AO3 & AO4 Contextual understanding, Development of techniques.</i>					<div>Food</div>		
Half Term 5 <div>(25th April – 27th May) 5 weeks</div>	Wk28	Wk29	Wk30	Wk31 <div>LC2</div>	Wk32	May Half Term Holiday		
	<div>Healthy Eating Cooking for a Family</div> AO1/AO2/AO3/AO4							
Half Term 6 <div>(6th June – 20th July) 7 weeks</div>	Wk33	Wk34	Wk35	Wk36	Wk37	Wk38 <div>●</div>	Wk39	Summer Holiday
	<div>Healthy Eating Cooking for a Family</div> AO1/AO2/AO3/AO4							

Half Term 1 (6 th Sept – 22 nd October) 7 weeks	Wk1	Wk2	Wk3	Wk4	Wk5	Wk6	Wk7	October Half Term Holiday
	RM Storage Project AO1, AO2, AO3 & AO4 Contextual understanding, Development of techniques & Recording, Realising intentions, Technical Knowledge. Students learn how to use hand tools and equipment to manufacture their design.							
Half Term 2 (1 st November-17 th December) 7 weeks	Wk8	Wk9	Wk10	Wk11	Wk12	<div></div> Wk13 LC1	Wk14	Christmas Holiday
	RM Storage Project AO1, AO2, AO3 & AO4 Contextual understanding, Development of techniques & Recording, Realising intentions, Technical Knowledge. Students learn how to use hand tools and equipment to manufacture their design.						Food	
Half Term 3 (4 th January – 18 th February) 7 weeks	Wk15	Wk16	Wk17	Wk18	Wk19	Wk20	Wk21	February Half Term Holiday
	Healthy Eating Cooking for a Family AO1/AO2/AO3/AO4							
Half Term 4 (28 th February - 08 th April) 6 weeks	Wk22	Wk23	Wk24	Wk25	Wk26 <div></div>	Wk27	Easter Holiday	What does this year contribute towards? How does this year deliver the curriculum intent? The students skills and techniques will be further developed. They will also be introduced to a new range of techniques. How does this year deliver the curriculum intent? Gain an array of positive school memories. Develop character. Indicates a key assessment <div></div>
	Healthy Eating Cooking for a Family AO1/AO2/AO3/AO4					Graphics		
Half Term 5 (25 th April – 27 th May) 5 weeks	Wk28	Wk29	Wk30	Wk31 LC2	Wk32	May Half Term Holiday		
	Graphics - Artist Response Magdiel Lopez. AO1, AO2 & AO3 Contextual understanding, Development of techniques & Recording							
Half Term 6 (6 th June – 20 th July) 7 weeks	Wk33	Wk34	Wk35	Wk36	Wk37	Wk38 <div></div>	Wk39	Summer Holiday
	Graphics - Artist Response Magdiel Lopez. AO1, AO2 & AO3 Contextual understanding, Development of techniques & Recording							

Year: 8B Dt4

RCO CHU DTI

Subject: Design Technology

Half Term 1 (6 th Sept – 22 nd October) 7 weeks	Wk1	Wk2	Wk3	Wk4	Wk5	Wk6	Wk7	October Half Term Holiday
	Healthy Eating Cooking for a Family AO1/AO2/AO3/AO4							
Half Term 2 (1 st November-17 th December) 7 weeks	Wk8	Wk9	Wk10	Wk11	Wk12	● Wk13 LC1	Wk14	Christmas Holiday
	Healthy Eating Cooking for a Family AO1/AO2/AO3/AO4						Graphics	
Half Term 3 (4 th January – 18 th February) 7 weeks	Wk15	Wk16	Wk17	Wk18	Wk19	Wk20	Wk21	February Half Term Holiday
	Graphics - Artist Response Magdiel Lopez. AO1, AO2 & AO3 Contextual understanding, Development of techniques & Recording							
Half Term 4 (28 th February - 08 th April) 6 weeks	Wk22	Wk23	Wk24	Wk25	Wk26 ●	Wk27	Easter Holiday	What does this year contribute towards? How does this year deliver the curriculum intent? The students skills and techniques will be further developed. They will also be introduced to a new range of techniques. How does this year deliver the curriculum intent? Gain an array of positive school memories. Develop character. Indicates a key assessment ●
	Graphics - Artist Response Magdiel Lopez. AO1, AO2 & AO3 Contextual understanding, Development of techniques & Recording					RM STORAGE		
Half Term 5 (25 th April – 27 th May) 5 weeks	Wk28	Wk29	Wk30	Wk31 LC2	Wk32	May Half Term Holiday		
	RM Storage Project AO1, AO2, AO3 & AO4 Contextual understanding, Development of techniques & Recording, Realising intentions, Technical Knowledge. Students learn how to use hand tools and equipment to manufacture their design.							
Half Term 6 (6 th June – 20 th July) 7 weeks	Wk33	Wk34	Wk35	Wk36	Wk37	Wk38 ●	Wk39	
	RM Storage Project AO1, AO2, AO3 & AO4 Contextual understanding, Development of techniques & Recording, Realising intentions, Technical Knowledge. Students learn how to use hand tools and equipment to manufacture their design.							

Half Term 1 (6 th Sept – 22 nd October) 7 weeks	Wk1	Wk2	Wk3	Wk4	Wk5	Wk6	Wk7	October Half Term Holiday
	Healthy Eating Cooking for a Family AO1/AO2/AO3/AO4							
Half Term 2 (1 st November-17 th December) 7 weeks	Wk8	Wk9	Wk10	Wk11	Wk12	<div>●</div> Wk13 LC1	Wk14	Christmas Holiday
	Healthy Eating Cooking for a Family AO1/AO2/AO3/AO4						RM	
Half Term 3 (4 th January – 18 th February) 7 weeks	Wk15	Wk16	Wk17	Wk18	Wk19	Wk20	Wk21	February Half Term Holiday
	RM Storage Project AO1, AO2, AO3 & AO4 Contextual understanding, Development of techniques & Recording, Realising intentions, Technical Knowledge. Students learn how to use hand tools and equipment to manufacture their design.							
Half Term 4 (28 th February - 08 th April) 6 weeks	Wk22	Wk23	Wk24	Wk25	Wk26 <div>●</div>	Wk27	Easter Holiday	What does this year contribute towards? How does this year deliver the curriculum intent? The students skills and techniques will be further developed. They will also be introduced to a new range of techniques. How does this year deliver the curriculum intent? Gain an array of positive school memories. Develop character. Indicates a key assessment <div>●</div>
	RM Storage Project AO1, AO2, AO3 & AO4 Contextual understanding, Development of techniques & Recording, Realising intentions, Technical Knowledge. Students learn how to use hand tools and equipment to manufacture their design.					Graphics - Artist		
Half Term 5 (25 th April – 27 th May) 5 weeks	Wk28	Wk29	Wk30	Wk31 LC2	Wk32	May Half Term Holiday		
	Graphics - Artist Response Magdiel Lopez. AO1, AO2 & AO3 Contextual understanding, Development of techniques & Recording							
Half Term 6 (6 th June – 20 th July) 7 weeks	Wk33	Wk34	Wk35	Wk36	Wk37	Wk38 <div>●</div>	Wk39	Summer Holiday
	Graphics - Artist Response Magdiel Lopez. AO1, AO2 & AO3 Contextual understanding, Development of techniques & Recording							

Half Term 1 <div>(6th Sept – 22nd October) 7 weeks</div>	Wk1	Wk2	Wk3	Wk4	Wk5	Wk6	Wk7	October Half Term Holiday
	RM Storage Project AO1, AO2, AO3 & AO4 Contextual understanding, Development of techniques & Recording, Realising intentions, Technical Knowledge. Students learn how to use hand tools and equipment to manufacture their design.							
Half Term 2 <div>(1st November- 17th December) 7 weeks</div>	Wk8	Wk9	Wk10	Wk11	Wk12	<div></div> Wk13 LC1	Wk14	Christmas Holiday
	RM Storage Project AO1, AO2, AO3 & AO4 Contextual understanding, Development of techniques & Recording, Realising intentions, Technical Knowledge. Students learn how to use hand tools and equipment to manufacture their design.						Graphics - Artist	
Half Term 3 <div>(4th January – 18th February) 7 weeks</div>	Wk15	Wk16	Wk17	Wk18	Wk19	Wk20	Wk21	February Half Term Holiday
	Graphics - Artist Response Magdiel Lopez. AO1, AO2 & AO3 Contextual understanding, Development of techniques & Recording							
Half Term 4 <div>(28th February - 08th April) 6 weeks</div>	Wk22	Wk23	Wk24	Wk25	Wk26 <div></div>	Wk27	Easter Holiday	What does this year contribute towards? How does this year deliver the curriculum intent? The students skills and techniques will be further developed. They will also be introduced to a new range of techniques. How does this year deliver the curriculum intent? Gain an array of positive school memories. Develop character. Indicates a key assessment <div></div>
	Graphics - Artist Response Magdiel Lopez. AO1, AO2 & AO3 Contextual understanding, Development of techniques & Recording							
Half Term 5 <div>(25th April – 27th May) 5 weeks</div>	Wk28	Wk29	Wk30	Wk31 LC2	Wk32	May Half Term Holiday		
	Healthy Eating Cooking for a Family AO1/AO2/AO3/AO4							
Half Term 6 <div>(6th June – 20th July) 7 weeks</div>	Wk33	Wk34	Wk35	Wk36	Wk37	Wk38 <div></div>	Wk39	Summer Holiday
	Healthy Eating Cooking for a Family AO1/AO2/AO3/AO4							

Half Term 1 (6 th Sept – 22 nd October) 7 weeks	Wk1	Wk2	Wk3	Wk4	Wk5	Wk6	Wk7	October Half Term Holiday
	RM Storage Project AO1, AO2, AO3 & AO4 Contextual understanding, Development of techniques & Recording, Realising intentions, Technical Knowledge. Students learn how to use hand tools and equipment to manufacture their design.							
Half Term 2 (1 st November-17 th December) 7 weeks	Wk8	Wk9	Wk10	Wk11	Wk12	<div></div> Wk13 LC1	Wk14	Christmas Holiday
	RM Storage Project AO1, AO2, AO3 & AO4 Contextual understanding, Development of techniques & Recording, Realising intentions, Technical Knowledge. Students learn how to use hand tools and equipment to manufacture their design.						Food	
Half Term 3 (4 th January – 18 th February) 7 weeks	Wk15	Wk16	Wk17	Wk18	Wk19	Wk20	Wk21	February Half Term Holiday
	Healthy Eating Cooking for a Family AO1/AO2/AO3/AO4							
Half Term 4 (28 th February - 08 th April) 6 weeks	Wk22	Wk23	Wk24	Wk25	Wk26 <div></div>	Wk27	Easter Holiday	What does this year contribute towards? How does this year deliver the curriculum intent? The students skills and techniques will be further developed. They will also be introduced to a new range of techniques. How does this year deliver the curriculum intent? Gain an array of positive school memories. Develop character. Indicates a key assessment <div></div>
	Healthy Eating Cooking for a Family AO1/AO2/AO3/AO4					Graphics		
Half Term 5 (25 th April – 27 th May) 5 weeks	Wk28	Wk29	Wk30	Wk31 LC2	Wk32	May Half Term Holiday		
	Graphics - Artist Response Magdiel Lopez. AO1, AO2 & AO3 Contextual understanding, Development of techniques & Recording							
Half Term 6 (6 th June – 20 th July) 7 weeks	Wk33	Wk34	Wk35	Wk36	Wk37	Wk38 <div></div>	Wk39	Summer Holiday
	Graphics - Artist Response Magdiel Lopez. AO1, AO2 & AO3 Contextual understanding, Development of techniques & Recording							

Half Term 1 (6 th Sept – 22 nd October) 7 weeks	Wk1	Wk2	Wk3	Wk4	Wk5	Wk6	Wk7	October Half Term Holiday	
	Graphics - Artist Response Magdiel Lopez. <i>AO1, AO2 & AO3 Contextual understanding, Development of techniques & Recording</i>								
Half Term 2 (1 st November- 17 th December) 7 weeks	Wk8	Wk9	Wk10	Wk11	Wk12	● Wk13 LC1	Wk14	Christmas Holiday	
	Graphics - Artist Response Magdiel Lopez. <i>AO1, AO2 & AO3 Contextual understanding, Development of techniques & Recording</i>						Food		
Half Term 3 (4 th January – 18 th February) 7 weeks	Wk15	Wk16	Wk17	Wk18	Wk19	Wk20	Wk21	February Half Term Holiday	
	Healthy Eating Cooking for a Family AO1/AO2/AO3/AO4								
Half Term 4 (28 th February - 08 th April) 6 weeks	Wk22	Wk23	Wk24	Wk25	Wk26 ●	Wk27	Easter Holiday	What does this year contribute towards? How does this year deliver the curriculum intent? The students skills and techniques will be further developed. They will also be introduced to a new range of techniques. How does this year deliver the curriculum intent? Gain an array of positive school memories. Develop character. Indicates a key assessment ●	
	Healthy Eating Cooking for a Family AO1/AO2/AO3/AO4					RM			
Half Term 5 (25 th April – 27 th May) 5 weeks	Wk28	Wk29	Wk30	Wk31 LC2	Wk32	May Half Term Holiday			
	RM Storage Project <i>AO1, AO2, AO3 & AO4 Contextual understanding, Development of techniques & Recording, Realising intentions, Technical Knowledge.</i> Students learn how to use hand tools and equipment to manufacture their design.								
Half Term 6 (6 th June – 20 th July) 7 weeks	Wk33	Wk34	Wk35	Wk36	Wk37	Wk38 ●	Wk39		Summer Holiday
	RM Storage Project <i>AO1, AO2, AO3 & AO4 Contextual understanding, Development of techniques & Recording, Realising intentions, Technical Knowledge.</i> Students learn how to use hand tools and equipment to manufacture their design.								

Half Term 1 <div>(6th Sept – 22nd October) 7 weeks</div>	Wk1	Wk2	Wk3	Wk4	Wk5	Wk6	Wk7	October Half Term Holiday
	Healthy Eating Cooking for a Family AO1/AO2/AO3/AO4							
Half Term 2 <div>(1st November- 17th December) 7 weeks</div>	Wk8	Wk9	Wk10	Wk11	Wk12	<div>●</div> Wk13 LC1	Wk14	Christmas Holiday
	Healthy Eating Cooking for a Family AO1/AO2/AO3/AO4						RM	
Half Term 3 <div>(4th January – 18th February) 7 weeks</div>	Wk15	Wk16	Wk17	Wk18	Wk19	Wk20	Wk21	February Half Term Holiday
	RM Storage Project AO1, AO2, AO3 & AO4 Contextual understanding, Development of techniques & Recording, Realising intentions, Technical Knowledge. Students learn how to use hand tools and equipment to manufacture their design.							
Half Term 4 <div>(28th February - 08th April) 6 weeks</div>	Wk22	Wk23	Wk24	Wk25	Wk26 <div>●</div>	Wk27	Easter Holiday	What does this year contribute towards? How does this year deliver the curriculum intent? The students skills and techniques will be further developed. They will also be introduced to a new range of techniques. How does this year deliver the curriculum intent? Gain an array of positive school memories. Develop character. Indicates a key assessment <div>●</div>
	RM Storage Project AO1, AO2, AO3 & AO4 Contextual understanding, Development of techniques & Recording, Realising intentions, Technical Knowledge. Students learn how to use hand tools and equipment to manufacture their design.					Graphics - Artist		
Half Term 5 <div>(25th April – 27th May) 5 weeks</div>	Wk28	Wk29	Wk30	Wk31 LC2	Wk32	May Half Term Holiday		
	Graphics - Artist Response Magdiel Lopez. AO1, AO2 & AO3 Contextual understanding, Development of techniques & Recording							
Half Term 6 <div>(6th June – 20th July) 7 weeks</div>	Wk33	Wk34	Wk35	Wk36	Wk37	Wk38 <div>●</div>	Wk39	Summer Holiday
	Graphics - Artist Response Magdiel Lopez. AO1, AO2 & AO3 Contextual understanding, Development of techniques & Recording							

Year: 8D Dt2 DTI

Subject: Design Technology

Half Term 1 (6 th Sept – 22 nd October) 7 weeks	Wk1	Wk2	Wk3	Wk4	Wk5	Wk6	Wk7	October Half Term Holiday
	RM Storage Project AO1, AO2, AO3 & AO4 Contextual understanding, Development of techniques & Recording, Realising intentions, Technical Knowledge. Students learn how to use hand tools and equipment to manufacture their design.							
Half Term 2 (1 st November-17 th December) 7 weeks	Wk8	Wk9	Wk10	Wk11	Wk12	● Wk13 LC1	Wk14	Christmas Holiday
	RM Storage Project AO1, AO2, AO3 & AO4 Contextual understanding, Development of techniques & Recording, Realising intentions, Technical Knowledge. Students learn how to use hand tools and equipment to manufacture their design.						Food	
Half Term 3 (4 th January – 18 th February) 7 weeks	Wk15	Wk16	Wk17	Wk18	Wk19	Wk20	Wk21	February Half Term Holiday
	Healthy Eating Cooking for a Family AO1/AO2/AO3/AO4							
Half Term 4 (28 th February - 08 th April) 6 weeks	Wk22	Wk23	Wk24	Wk25	Wk26 ●	Wk27	Easter Holiday	What does this year contribute towards? How does this year deliver the curriculum intent? The students skills and techniques will be further developed. They will also be introduced to a new range of techniques. How does this year deliver the curriculum intent? Gain an array of positive school memories. Develop character. Indicates a key assessment ●
	Healthy Eating Cooking for a Family AO1/AO2/AO3/AO4					Graphics		
Half Term 5 (25 th April – 27 th May) 5 weeks	Wk28	Wk29	Wk30	Wk31 LC2	Wk32	May Half Term Holiday		
	Graphics - Artist Response Magdiel Lopez. AO1, AO2 & AO3 Contextual understanding, Development of techniques & Recording							
Half Term 6 (6 th June – 20 th July) 7 weeks	Wk33	Wk34	Wk35	Wk36	Wk37	Wk38 ●	Wk39	
	Graphics - Artist Response Magdiel Lopez. AO1, AO2 & AO3 Contextual understanding, Development of techniques & Recording							

Half Term 1 (6 th Sept – 22 nd October) 7 weeks	Wk1	Wk2	Wk3	Wk4	Wk5	Wk6	Wk7	October Half Term Holiday	
	RM Storage Project AO1, AO2, AO3 & AO4 Contextual understanding, Development of techniques & Recording, Realising intentions, Technical Knowledge. Students learn how to use hand tools and equipment to manufacture their design.								
Half Term 2 (1 st November- 17 th December) 7 weeks	Wk8	Wk9	Wk10	Wk11	Wk12	<div></div> Wk13 LC1	Wk14	Christmas Holiday	
	RM Storage Project AO1, AO2, AO3 & AO4 Contextual understanding, Development of techniques & Recording, Realising intentions, Technical Knowledge. Students learn how to use hand tools and equipment to manufacture their design.						Graphics - Artist		
Half Term 3 (4 th January – 18 th February) 7 weeks	Wk15	Wk16	Wk17	Wk18	Wk19	Wk20	Wk21	February Half Term Holiday	
	Graphics - Artist Response Magdiel Lopez. AO1, AO2 & AO3 Contextual understanding, Development of techniques & Recording								
Half Term 4 (28 th February - 08 th April) 6 weeks	Wk22	Wk23	Wk24	Wk25	Wk26 <div></div>	Wk27	Easter Holiday	What does this year contribute towards? How does this year deliver the curriculum intent? The students skills and techniques will be further developed. They will also be introduced to a new range of techniques. How does this year deliver the curriculum intent? Gain an array of positive school memories. Develop character. Indicates a key assessment <div></div>	
	Graphics - Artist Response Magdiel Lopez. AO1, AO2 & AO3 Contextual understanding, Development of techniques & Recording								
Half Term 5 (25 th April – 27 th May) 5 weeks	Wk28	Wk29	Wk30	Wk31 LC2	Wk32	May Half Term Holiday			
	Healthy Eating Cooking for a Family AO1/AO2/AO3/AO4								
Half Term 6 (6 th June – 20 th July) 7 weeks	Wk33	Wk34	Wk35	Wk36	Wk37	Wk38 <div></div>	Wk39		Summer Holiday
	Healthy Eating Cooking for a Family AO1/AO2/AO3/AO4								

Half Term 1 (6 th Sept – 22 nd October) 7 weeks	Wk1	Wk2	Wk3	Wk4	Wk5	Wk6	Wk7	October Half Term Holiday	
	Graphics - Artist Response Magdiel Lopez. <i>AO1, AO2 & AO3 Contextual understanding, Development of techniques & Recording</i>								
Half Term 2 (1 st November- 17 th December) 7 weeks	Wk8	Wk9	Wk10	Wk11	Wk12	<div></div> Wk13 LC1	Wk14	Christmas Holiday	
	Graphics - Artist Response Magdiel Lopez. <i>AO1, AO2 & AO3 Contextual understanding, Development of techniques & Recording</i>						Food		
Half Term 3 (4 th January – 18 th February) 7 weeks	Wk15	Wk16	Wk17	Wk18	Wk19	Wk20	Wk21	February Half Term Holiday	
	Healthy Eating Cooking for a Family AO1/AO2/AO3/AO4								
Half Term 4 (28 th February - 08 th April) 6 weeks	Wk22	Wk23	Wk24	Wk25	Wk26 <div></div>	Wk27	Easter Holiday	<div>What does this year contribute towards? How does this year deliver the curriculum intent? The students skills and techniques will be further developed. They will also be introduced to a new range of techniques. How does this year deliver the curriculum intent? Gain an array of positive school memories. Develop character.</div> <div>Indicates a key assessment <div></div></div>	
	Healthy Eating Cooking for a Family AO1/AO2/AO3/AO4					RM			
Half Term 5 (25 th April – 27 th May) 5 weeks	Wk28	Wk29	Wk30	Wk31 LC2	Wk32	May Half Term Holiday			
	RM Storage Project <i>AO1, AO2, AO3 & AO4 Contextual understanding, Development of techniques & Recording, Realising intentions, Technical Knowledge.</i> Students learn how to use hand tools and equipment to manufacture their design.								
Half Term 6 (6 th June – 20 th July) 7 weeks	Wk33	Wk34	Wk35	Wk36	Wk37	Wk38 <div></div>	Wk39		Summer Holiday
	RM Storage Project <i>AO1, AO2, AO3 & AO4 Contextual understanding, Development of techniques & Recording, Realising intentions, Technical Knowledge.</i> Students learn how to use hand tools and equipment to manufacture their design.								

Year: 9A Dt1 RCO DTI WTU

Subject: Design Technology

Half Term 1 (6 th Sept – 22 nd October) 7 weeks	Wk1	Wk2	Wk3	Wk4	Wk5	Wk6	Wk7	October Half Term Holiday
	Food Technology – Cooking for a Family Planning and preparing family meals.							
Half Term 2 (1 st November-17 th December) 7 weeks	Wk8	Wk9	Wk10	Wk11	Wk12 LC1	Wk13	Wk14	Christmas Holiday
	Food Technology Planning and preparing family meals.		Graphics – Magazine Cover AO1, AO2 & AO3 Contextual understanding, Development of techniques & Recording					
Half Term 3 (4 th January – 18 th February) 7 weeks	Wk15	Wk16	Wk17	Wk18	Wk19	Wk20	Wk21	February Half Term Holiday
	Graphics – Magazine Cover AO1, AO2 & AO3 Contextual understanding, Development of techniques & Recording				RM Maze Project			
Half Term 4 (28 th February - 08 th April) 6 weeks	Wk22 LC2	Wk23	Wk24	Wk25	Wk26	Wk27	Easter Holiday	What does this year contribute towards? How does this year deliver the curriculum intent? After working through the three areas, the students will be given the opportunity to work on an area of focus development. This will give them the opportunity develop their skills further before GCSE. How does this year deliver the curriculum intent? Inner belief and passion. Passion for life long learning. Indicates a key assessment
	RM Maze Project AO1, AO2, AO3 & A04 Contextual understanding, Development of techniques & Recording, Realising intentions, Technical Knowledge. Research clients needs, respond by designing a vacuum formed maze for your client.							
Half Term 5 (25 th April – 27 th May) 5 weeks	Wk28	Wk29	Wk30	Wk31	Wk32	May Half Term Holiday		
	Focus Development Students focus on the development study area							
Half Term 6 (6 th June – 20 th July) 7 weeks	Wk33	Wk34	Wk35	Wk36	Wk37	Wk38	Wk39	Summer Holiday
	Focus Development Students focus on the development study area							

Half Term 1 (6 th Sept – 22 nd October) 7 weeks	Wk1	Wk2	Wk3	Wk4	Wk5	Wk6	Wk7	October Half Term Holiday
	Graphics – Magazine Cover <i>A01, A02 & A03 Contextual understanding, Development of techniques & Recording</i>							
Half Term 2 (1 st November– 17 th December) 7 weeks	Wk8	Wk9	Wk10	Wk11	Wk12 <i>LC1</i>	Wk13	Wk14	Christmas Holiday
	Graphics – Magazine Cover		<i>RM Maze Project</i> <i>Research clients needs, respond by designing a vacuum formed maze for your client.</i>					
Half Term 3 (4 th January – 18 th February) 7 weeks	Wk15	Wk16	Wk17	Wk18	Wk19	Wk20	Wk21	February Half Term Holiday
	<i>RM Maze Project</i> <i>A01, A02, A03 & A04 Contextual understanding, Development of techniques & Recording, Realising intentions, Technical Knowledge. Research clients needs, respond by designing a vacuum formed maze for your client.</i>				Food Technology – Cooking for a Family Planning and preparing family meals.			
Half Term 4 (28 th February - 08 th April) 6 weeks	Wk22 <i>LC2</i>	Wk23	Wk24	Wk25	Wk26	Wk27	Easter Holiday	What does this year contribute towards? How does this year deliver the curriculum intent? After working through the three areas, the students will be given the opportunity to work on an area of focus development. This will give them the opportunity develop their skills further before GCSE. How does this year deliver the curriculum intent? Inner belief and passion. Passion for life long learning. Indicates a key assessment
	Food Technology – Cooking for a Family Planning and preparing family meals.							
Half Term 5 (25 th April – 27 th May) 5 weeks	Wk28	Wk29	Wk30	Wk31	Wk32	May Half Term Holiday		
	<i>Focus Development</i> Students focus on the development study area							
Half Term 6 (6 th June – 20 th July) 7 weeks	Wk33	Wk34	Wk35	Wk36	Wk37	Wk38	Wk39	Summer Holiday
	<i>Focus Development</i> Students focus on the development study area							

Half Term 1 (6 th Sept – 22 nd October) 7 weeks	Wk1	Wk2	Wk3	Wk4	Wk5	Wk6	Wk7	October Half Term Holiday
	RM Maze Project AO1, AO2, AO3 & AO4 Contextual understanding, Development of techniques & Recording, Realising intentions, Technical Knowledge. Research clients needs, respond by designing a vacuum formed maze for your client.							
Half Term 2 (1 st November-17 th December) 7 weeks	Wk8	Wk9	Wk10	Wk11	Wk12 LC1	Wk13	Wk14	Christmas Holiday
	RM Maze Project Research clients needs, respond by designing a vacuum formed maze for your client.		Graphics – Magazine Cover AO1, AO2 & AO3 Contextual understanding, Development of techniques & Recording					
Half Term 3 (4 th January – 18 th February) 7 weeks	Wk15	Wk16	Wk17	Wk18	Wk19	Wk20	Wk21	February Half Term Holiday
	Graphics – Magazine Cover AO1, AO2 & AO3 Contextual understanding, Development of techniques & Recording				Food Technology – Cooking for a Family Planning and preparing family meals.			
Half Term 4 (28 th February - 08 th April) 6 weeks	Wk22 LC2	Wk23	Wk24	Wk25	Wk26	Wk27	Easter Holiday	What does this year contribute towards? How does this year deliver the curriculum intent? After working through the three areas, the students will be given the opportunity to work on an area of focus development. This will give them the opportunity develop their skills further before GCSE. How does this year deliver the curriculum intent? Inner belief and passion. Passion for life long learning. Indicates a key assessment
	Food Technology – Cooking for a Family Planning and preparing family meals.							
Half Term 5 (25 th April – 27 th May) 5 weeks	Wk28	Wk29	Wk30	Wk31	Wk32	May Half Term Holiday		
	Focus Development Students focus on the development study area							
Half Term 6 (6 th June – 20 th July) 7 weeks	Wk33	Wk34	Wk35	Wk36	Wk37	Wk38	Wk39	Summer Holiday
	Focus Development Students focus on the development study area							

Half Term 1 <div>(6th Sept – 22nd October)</div> <div>7 weeks</div>	Wk1	Wk2	Wk3	Wk4	Wk5	Wk6	Wk7	October Half Term Holiday
	RM Maze Project AO1, AO2, AO3 & AO4 Contextual understanding, Development of techniques & Recording, Realising intentions, Technical Knowledge. Research clients needs, respond by designing a vacuum formed maze for your client.							
Half Term 2 <div>(1st November- 17th December)</div> <div>7 weeks</div>	Wk8	Wk9	Wk10	Wk11	Wk12 LC1	Wk13	Wk14	Christmas Holiday
	RM Maze Project Research clients needs, respond by designing a vacuum formed maze for your client.		Food Technology – Cooking for a Family Planning and preparing family meals.					
Half Term 3 <div>(4th January – 18th February)</div> <div>7 weeks</div>	Wk15	Wk16	Wk17	Wk18	Wk19	Wk20	Wk21	February Half Term Holiday
	Food Technology – Cooking for a Family Planning and preparing family meals.				Graphics – Magazine Cover AO1, AO2 & AO3 Contextual understanding, Development of techniques & Recording			
Half Term 4 <div>(28th February - 08th April)</div> <div>6 weeks</div>	Wk22 LC2	Wk23	Wk24	Wk25	Wk26	Wk27	Easter Holiday	What does this year contribute towards? How does this year deliver the curriculum intent? After working through the three areas, the students will be given the opportunity to work on an area of focus development. This will give them the opportunity develop their skills further before GCSE. How does this year deliver the curriculum intent? Inner belief and passion. Passion for life long learning. Indicates a key assessment
	Graphics – Magazine Cover AO1, AO2 & AO3 Contextual understanding, Development of techniques & Recording							
Half Term 5 <div>(25th April – 27th May)</div> <div>5 weeks</div>	Wk28	Wk29	Wk30	Wk31	Wk32	May Half Term Holiday		
	Focus Development Students focus on the development study area							
Half Term 6 <div>(6th June – 20th July)</div> <div>7 weeks</div>	Wk33	Wk34	Wk35	Wk36	Wk37	Wk38	Wk39	Summer Holiday
	Focus Development Students focus on the development study area							

Half Term 1 (6 th Sept – 22 nd October) 7 weeks	Wk1	Wk2	Wk3	Wk4	Wk5	Wk6	Wk7	October Half Term Holiday
	RM Maze Project AO1, AO2, AO3 & AO4 Contextual understanding, Development of techniques & Recording, Realising intentions, Technical Knowledge. Research clients needs, respond by designing a vacuum formed maze for your client.							
Half Term 2 (1 st November-17 th December) 7 weeks	Wk8	Wk9	Wk10	Wk11	Wk12 LC1	Wk13	Wk14	Christmas Holiday
	RM Maze Project Research clients needs, respond by designing a vacuum formed maze for your client.		Food Technology – Cooking for a Family Planning and preparing family meals.					
Half Term 3 (4 th January – 18 th February) 7 weeks	Wk15	Wk16	Wk17	Wk18	Wk19	Wk20	Wk21	February Half Term Holiday
	Food Technology – Cooking for a Family Planning and preparing family meals.				Graphics – Magazine Cover AO1, AO2 & AO3 Contextual understanding, Development of techniques & Recording			
Half Term 4 (28 th February - 08 th April) 6 weeks	Wk22 LC2	Wk23	Wk24	Wk25	Wk26	Wk27	Easter Holiday	What does this year contribute towards? How does this year deliver the curriculum intent? After working through the three areas, the students will be given the opportunity to work on an area of focus development. This will give them the opportunity develop their skills further before GCSE. How does this year deliver the curriculum intent? Inner belief and passion. Passion for life long learning. Indicates a key assessment
	Graphics – Magazine Cover AO1, AO2 & AO3 Contextual understanding, Development of techniques & Recording							
Half Term 5 (25 th April – 27 th May) 5 weeks	Wk28	Wk29	Wk30	Wk31	Wk32	May Half Term Holiday		
	Focus Development Students focus on the development study area							
Half Term 6 (6 th June – 20 th July) 7 weeks	Wk33	Wk34	Wk35	Wk36	Wk37	Wk38	Wk39	Summer Holiday
	Focus Development Students focus on the development study area							

DTI WTU RCO

Subject: Design Technology

Half Term 1 (6 th Sept – 22 nd October) 7 weeks	Wk1	Wk2	Wk3	Wk4	Wk5	Wk6	Wk7	October Half Term Holiday
	Graphics – Magazine Cover <i>AO1, AO2 & AO3 Contextual understanding, Development of techniques & Recording</i>							
Half Term 2 (1 st November- 17 th December) 7 weeks	Wk8	Wk9	Wk10	Wk11	Wk12 <i>LC1</i>	Wk13	Wk14	Christmas Holiday
	Graphics – Magazine Cover		<i>RM Maze Project</i> <i>Research clients needs, respond by designing a vacuum formed maze for your client.</i>					
Half Term 3 (4 th January – 18 th February) 7 weeks	Wk15	Wk16	Wk17	Wk18	Wk19	Wk20	Wk21	February Half Term Holiday
	<i>RM Maze Project</i> <i>AO1, AO2, AO3 & AO4 Contextual understanding, Development of techniques & Recording, Realising intentions, Technical Knowledge. Research clients needs, respond by designing a vacuum formed maze for your client.</i>				Food Technology – Cooking for a Family Planning and preparing family meals.			
Half Term 4 (28 th February - 08 th April) 6 weeks	Wk22 <i>LC2</i>	Wk23	Wk24	Wk25	Wk26	Wk27	Easter Holiday	What does this year contribute towards? How does this year deliver the curriculum intent? After working through the three areas, the students will be given the opportunity to work on an area of focus development. This will give them the opportunity develop their skills further before GCSE. How does this year deliver the curriculum intent? Inner belief and passion. Passion for life long learning. Indicates a key assessment
	Food Technology – Cooking for a Family Planning and preparing family meals.							
Half Term 5 (25 th April – 27 th May) 5 weeks	Wk28	Wk29	Wk30	Wk31	Wk32	May Half Term Holiday		
	<i>Focus Development</i> Students focus on the development study area							
Half Term 6 (6 th June – 20 th July) 7 weeks	Wk33	Wk34	Wk35	Wk36	Wk37	Wk38	Wk39	Summer Holiday
	<i>Focus Development</i> Students focus on the development study area							

Half Term 1 (6 th Sept – 22 nd October) 7 weeks	Wk1	Wk2	Wk3	Wk4	Wk5	Wk6	Wk7	October Half Term Holiday
	Graphics – Magazine Cover <i>AO1, AO2 & AO3 Contextual understanding, Development of techniques & Recording</i>							
Half Term 2 (1 st November- 17 th December) 7 weeks	Wk8	Wk9	Wk10	Wk11	Wk12 <i>LC1</i>	Wk13	Wk14	Christmas Holiday
	Graphics – Magazine Cover	Food Technology – Cooking for a Family Planning and preparing family meals.						
Half Term 3 (4 th January – 18 th February) 7 weeks	Wk15	Wk16	Wk17	Wk18	Wk19	Wk20	Wk21	February Half Term Holiday
	Food Technology – Cooking for a Family Planning and preparing family meals.			RM Maze Project <i>Research clients needs, respond by designing a vacuum formed maze for your client.</i>				
Half Term 4 (28 th February - 08 th April) 6 weeks	Wk22 <i>LC2</i>	Wk23	Wk24	Wk25	Wk26	Wk27	Easter Holiday	What does this year contribute towards? How does this year deliver the curriculum intent? After working through the three areas, the students will be given the opportunity to work on an area of focus development. This will give them the opportunity develop their skills further before GCSE. How does this year deliver the curriculum intent? Inner belief and passion. Passion for life long learning. Indicates a key assessment
	RM Maze Project <i>AO1, AO2, AO3 & A04 Contextual understanding, Development of techniques & Recording, Realising intentions, Technical Knowledge. Research clients needs, respond by designing a vacuum formed maze for your client.</i>							
Half Term 5 (25 th April – 27 th May) 5 weeks	Wk28	Wk29	Wk30	Wk31	Wk32	May Half Term Holiday		
	Focus Development Students focus on the development study area							
Half Term 6 (6 th June – 20 th July) 7 weeks	Wk33	Wk34	Wk35	Wk36	Wk37	Wk38	Wk39	Summer Holiday
	Focus Development Students focus on the development study area							

Year: 9C Dt2 RCO WTU DTI

Subject: Design Technology

Half Term 1 (6 th Sept – 22 nd October) 7 weeks	Wk1	Wk2	Wk3	Wk4	Wk5	Wk6	Wk7	October Half Term Holiday
	Food Technology – Cooking for a Family Planning and preparing family meals.							
Half Term 2 (1 st November– 17 th December) 7 weeks	Wk8	Wk9	Wk10	Wk11	Wk12 LC1	Wk13	Wk14	Christmas Holiday
	Food Technology – Cooking for a Family		RM Maze Project AO1, AO2, AO3 & AO4 Contextual understanding, Development of techniques & Recording, Realising intentions, Technical Knowledge. Research clients needs, respond by designing a vacuum formed maze for your client.					
Half Term 3 (4 th January – 18 th February) 7 weeks	Wk15	Wk16	Wk17	Wk18	Wk19	Wk20	Wk21	February Half Term Holiday
	RM Maze Project Research clients needs, respond by designing a vacuum formed maze for your client.				Graphics – Magazine Cover			
Half Term 4 (28 th February - 08 th April) 6 weeks	Wk22 LC2	Wk23	Wk24	Wk25	Wk26	Wk27	Easter Holiday	What does this year contribute towards? How does this year deliver the curriculum intent? After working through the three areas, the students will be given the opportunity to work on an area of focus development. This will give them the opportunity develop their skills further before GCSE. How does this year deliver the curriculum intent? Inner belief and passion. Passion for life long learning. Indicates a key assessment
	Graphics – Magazine Cover AO1, AO2 & AO3 Contextual understanding, Development of techniques & Recording							
Half Term 5 (25 th April – 27 th May) 5 weeks	Wk28	Wk29	Wk30	Wk31	Wk32	May Half Term Holiday		
	Focus Development Students focus on the development study area							
Half Term 6 (6 th June – 20 th July) 7 weeks	Wk33	Wk34	Wk35	Wk36	Wk37	Wk38	Wk39	Summer Holiday
	Focus Development Students focus on the development study area							

Year: 9C Dt3

WTU DTI RCO

Subject: Design Technology

Half Term 1 (6 th Sept – 22 nd October) 7 weeks	Wk1	Wk2	Wk3	Wk4	Wk5	Wk6	Wk7	October Half Term Holiday
	RM Maze Project AO1, AO2, AO3 & AO4 Contextual understanding, Development of techniques & Recording, Realising intentions, Technical Knowledge. Research clients needs, respond by designing a vacuum formed maze for your client.							
Half Term 2 (1 st November-17 th December) 7 weeks	Wk8	Wk9	Wk10	Wk11	Wk12 LC1	Wk13	Wk14	Christmas Holiday
	RM Maze Project Research clients needs, respond by designing a vacuum formed maze for your client.		Graphics – Magazine Cover AO1, AO2 & AO3 Contextual understanding, Development of techniques & Recording					
Half Term 3 (4 th January – 18 th February) 7 weeks	Wk15	Wk16	Wk17	Wk18	Wk19	Wk20	Wk21	February Half Term Holiday
	Graphics – Magazine Cover				Food Technology – Cooking for a Family Planning and preparing family meals.			
Half Term 4 (28 th February - 08 th April) 6 weeks	Wk22 LC2	Wk23	Wk24	Wk25	Wk26	Wk27	Easter Holiday	What does this year contribute towards? How does this year deliver the curriculum intent? After working through the three areas, the students will be given the opportunity to work on an area of focus development. This will give them the opportunity develop their skills further before GCSE. How does this year deliver the curriculum intent? Inner belief and passion. Passion for life long learning. Indicates a key assessment
	Food Technology – Cooking for a Family Planning and preparing family meals.							
Half Term 5 (25 th April – 27 th May) 5 weeks	Wk28	Wk29	Wk30	Wk31	Wk32	May Half Term Holiday		
	Focus Development Students focus on the development study area							
Half Term 6 (6 th June – 20 th July) 7 weeks	Wk33	Wk34	Wk35	Wk36	Wk37	Wk38	Wk39	Summer Holiday
	Focus Development Students focus on the development study area							

Half Term 1 <div>(6th Sept – 22nd October) 7 weeks</div>	Wk1	Wk2	Wk3	Wk4	Wk5	Wk6	Wk7	October Half Term Holiday
	RM Maze Project AO1, AO2, AO3 & AO4 Contextual understanding, Development of techniques & Recording, Realising intentions, Technical Knowledge. Research clients needs, respond by designing a vacuum formed maze for your client.							
Half Term 2 <div>(1st November- 17th December) 7 weeks</div>	Wk8	Wk9	Wk10	Wk11	Wk12 LC1	Wk13	Wk14	Christmas Holiday
	RM Maze Project Research clients needs, respond by designing a vacuum formed maze for your client.		Graphics – Magazine Cover AO1, AO2 & AO3 Contextual understanding, Development of techniques & Recording					
Half Term 3 <div>(4th January – 18th February) 7 weeks</div>	Wk15	Wk16	Wk17	Wk18	Wk19	Wk20	Wk21	February Half Term Holiday
	Graphics – Magazine Cover AO1, AO2 & AO3 Contextual understanding, Development of techniques & Recording				Food Technology – Cooking for a Family Planning and preparing family meals.			
Half Term 4 <div>(28th February - 08th April) 6 weeks</div>	Wk22 LC2	Wk23	Wk24	Wk25	Wk26	Wk27	Easter Holiday	What does this year contribute towards? How does this year deliver the curriculum intent? After working through the three areas, the students will be given the opportunity to work on an area of focus development. This will give them the opportunity develop their skills further before GCSE. How does this year deliver the curriculum intent? Inner belief and passion. Passion for life long learning. Indicates a key assessment
	Food Technology – Cooking for a Family Planning and preparing family meals.							
Half Term 5 <div>(25th April – 27th May) 5 weeks</div>	Wk28	Wk29	Wk30	Wk31	Wk32	May Half Term Holiday		
	Focus Development Students focus on the development study area							
Half Term 6 <div>(6th June – 20th July) 7 weeks</div>	Wk33	Wk34	Wk35	Wk36	Wk37	Wk38	Wk39	Summer Holiday
	Focus Development Students focus on the development study area							

Year: 9D Dt1 RCO DTI DCA

Subject: Design Technology

Half Term 1 (6 th Sept – 22 nd October) 7 weeks	Wk1	Wk2	Wk3	Wk4	Wk5	Wk6	Wk7	October Half Term Holiday
	Food Technology – Cooking for a Family Planning and preparing family meals.							
Half Term 2 (1 st November– 17 th December) 7 weeks	Wk8	Wk9	Wk10	Wk11	Wk12 LC1	Wk13	Wk14	Christmas Holiday
	Food Technology – Cooking for a Family		RM Maze Project AO1, AO2, AO3 & AO4 Contextual understanding, Development of techniques & Recording, Realising intentions, Technical Knowledge. Research clients needs, respond by designing a vacuum formed maze for your client.					
Half Term 3 (4 th January – 18 th February) 7 weeks	Wk15	Wk16	Wk17	Wk18	Wk19	Wk20	Wk21	February Half Term Holiday
	RM Maze Project AO1, AO2, AO3 & AO4 Contextual understanding, Development of techniques & Recording, Realising intentions, Technical Knowledge. Research clients needs, respond by designing a vacuum formed maze for your client.				Graphics – Magazine Cover AO1, AO2 & AO3 Contextual understanding, Development of techniques & Recording			
Half Term 4 (28 th February - 08 th April) 6 weeks	Wk22 LC2	Wk23	Wk24	Wk25	Wk26	Wk27	Easter Holiday	What does this year contribute towards? How does this year deliver the curriculum intent? After working through the three areas, the students will be given the opportunity to work on an area of focus development. This will give them the opportunity develop their skills further before GCSE. How does this year deliver the curriculum intent? Inner belief and passion. Passion for life long learning. Indicates a key assessment
	Graphics – Magazine Cover AO1, AO2 & AO3 Contextual understanding, Development of techniques & Recording							
Half Term 5 (25 th April – 27 th May) 5 weeks	Wk28	Wk29	Wk30	Wk31	Wk32	May Half Term Holiday		
	Focus Development Students focus on the development study area							
Half Term 6 (6 th June – 20 th July) 7 weeks	Wk33	Wk34	Wk35	Wk36	Wk37	Wk38	Wk39	Summer Holiday
	Focus Development Students focus on the development study area							

Year: 9D Dt2 DTI DCA RCO

Subject: Design Technology

Half Term 1 <div>(6th Sept – 22nd October) 7 weeks</div>	Wk1	Wk2	Wk3	Wk4	Wk5	Wk6	Wk7	October Half Term Holiday
	RM Maze Project AO1, AO2, AO3 & AO4 Contextual understanding, Development of techniques & Recording, Realising intentions, Technical Knowledge. Research clients needs, respond by designing a vacuum formed maze for your client.							
Half Term 2 <div>(1st November-17th December) 7 weeks</div>	Wk8	Wk9	Wk10	Wk11	Wk12 LC1	Wk13	Wk14	Christmas Holiday
	RM Maze Project Research clients needs, respond by designing a vacuum formed maze for your client.		Graphics – Magazine Cover AO1, AO2 & AO3 Contextual understanding, Development of techniques & Recording					
Half Term 3 <div>(4th January – 18th February) 7 weeks</div>	Wk15	Wk16	Wk17	Wk18	Wk19	Wk20	Wk21	February Half Term Holiday
	Graphics – Magazine Cover AO1, AO2 & AO3 Contextual understanding, Development of techniques & Recording				Food Technology – Cooking for a Family Planning and preparing family meals.			
Half Term 4 <div>(28th February - 08th April) 6 weeks</div>	Wk22 LC2	Wk23	Wk24	Wk25	Wk26	Wk27	Easter Holiday	What does this year contribute towards? How does this year deliver the curriculum intent? After working through the three areas, the students will be given the opportunity to work on an area of focus development. This will give them the opportunity develop their skills further before GCSE. How does this year deliver the curriculum intent? Inner belief and passion. Passion for life long learning. Indicates a key assessment
	Food Technology – Cooking for a Family Planning and preparing family meals.							
Half Term 5 <div>(25th April – 27th May) 5 weeks</div>	Wk28	Wk29	Wk30	Wk31	Wk32	May Half Term Holiday		
	Focus Development Students focus on the development study area							
Half Term 6 <div>(6th June – 20th July) 7 weeks</div>	Wk33	Wk34	Wk35	Wk36	Wk37	Wk38	Wk39	Summer Holiday
	Focus Development Students focus on the development study area							

Year: 9D Dt3 DCA RCO DTI

Subject: Design Technology

Half Term 1 <div>(6th Sept – 22nd October) 7 weeks</div>	Wk1	Wk2	Wk3	Wk4	Wk5	Wk6	Wk7	October Half Term Holiday
	Graphics – Magazine Cover <i>AO1, AO2 & AO3 Contextual understanding, Development of techniques & Recording</i>							
Half Term 2 <div>(1st November-17th December) 7 weeks</div>	Wk8	Wk9	Wk10	Wk11	Wk12 <i>LC1</i>	Wk13	Wk14	Christmas Holiday
	Graphics – Magazine Cover	Food Technology – Cooking for a Family Planning and preparing family meals.						
Half Term 3 <div>(4th January – 18th February) 7 weeks</div>	Wk15	Wk16	Wk17	Wk18	Wk19	Wk20	Wk21	February Half Term Holiday
	Food Technology – Cooking for a Family Planning and preparing family meals.				<i>RM Maze Project</i> <i>Research clients needs, respond by designing a vacuum formed maze for your client.</i>			
Half Term 4 <div>(28th February - 08th April) 6 weeks</div>	Wk22 <i>LC2</i>	Wk23	Wk24	Wk25	Wk26	Wk27	Easter Holiday	What does this year contribute towards? How does this year deliver the curriculum intent? After working through the three areas, the students will be given the opportunity to work on an area of focus development. This will give them the opportunity develop their skills further before GCSE. How does this year deliver the curriculum intent? Inner belief and passion. Passion for life long learning. Indicates a key assessment
	<i>RM Maze Project</i> <i>AO1, AO2, AO3 & AO4 Contextual understanding, Development of techniques & Recording, Realising intentions, Technical Knowledge. Research clients needs, respond by designing a vacuum formed maze for your client.</i>							
Half Term 5 <div>(25th April – 27th May) 5 weeks</div>	Wk28	Wk29	Wk30	Wk31	Wk32	May Half Term Holiday		
	<i>Focus Development</i> Students focus on the development study area							
Half Term 6 <div>(6th June – 20th July) 7 weeks</div>	Wk33	Wk34	Wk35	Wk36	Wk37	Wk38	Wk39	Summer Holiday
	<i>Focus Development</i> Students focus on the development study area							